


Economic Data Collection (EDC) Form



WEST COAST GROUND FISH LIMITED ENTRY TRAWL CATCHER VESSEL 2020

NOAA Fisheries – Northwest Fisheries Science Center

Who is responsible for submitting: All owners, lessees, and charterers of a catcher vessel registered to a limited entry trawl endorsed permit at any time in 2020.

Complete all questions. If a question is not applicable, write "NA" in the answer box. The survey will not be considered complete unless there is an answer to every question.

Submit by September 1, 2021.

Paper submission: Completed and signed EDC forms must be mailed and postmarked by, or hand-delivered to NMFS no later than September 1, 2021. Mail or deliver to

Economic Data Collection Program (FRAM Division)
Northwest Fisheries Science Center
2725 Montlake Boulevard East
Seattle, WA 98112

Web form submission: Completed EDC web forms must be submitted electronically and the signature page faxed, or hand-delivered, or mailed and postmarked no later than September 1, 2021. Mail or deliver to address above. Fax to (206) 861-8225.

Retain a copy: Retain a copy of the completed form.

More information: www.nwfsc.noaa.gov/edc.

Questions: Visit the website above or contact Erin Steiner at (866) 791-3726 or NWFSC.EDC@noaa.gov.

Public Reporting Burden Statement

Public reporting burden for this collection of information is estimated to take 8 hours per response, including time for reviewing the instructions, searching existing data sources, gathering and maintaining the data needed, and completing and reviewing the collection of information. Send comments regarding this burden to Erin Steiner, National Marine Fisheries Service, Northwest Fisheries Science Center, 2725 Montlake Blvd E, Seattle, WA 98112.

Additional Information

Before completing this form, please note the following: 1) Notwithstanding any other provision of the law, no person is required to respond to, nor shall any person be subject to a penalty for failure to comply with, a collection of information subject to the requirements of the Paperwork Reduction Act, unless that collection of information displays a currently valid OMB Control Number; 2) This information is mandatory and is required to manage commercial fishing efforts under 50 CFR part 660 and under section 402(a) of the Magnuson-Stevens Act (16 U.S.C. 1801, *et seq.*); 3) Responses to this information request are confidential under 402(b) of the Magnuson-Stevens Act (16 U.S.C. 1801, *et seq.*). They are also confidential under NOAA Administrative Order 216-100, which sets forth procedures to protect the confidentiality of fishery statistics.

I. Contact Information and Vessel Characteristics

1. Provide the following information about this vessel and its physical characteristics.

Item	Vessel Information
Vessel Name	
USCG Vessel Number (if none exists enter State ID)	
Home Port	
Length Overall (feet)	
Fuel Capacity (gallons)	
Total Horsepower of Main Engines	


2. Provide the contact information for the **owner of the vessel in 2020**. Please make sure that the name provided matches the name of the holder of the limited entry trawl permit registered to this vessel in 2020.

Name of Company, Partnership, or Other Business Entity			
Business Mailing Address Street / PO Box		Business Phone ()	
		Business Fax ()	
City	State	Zip Code	Business Email

3. List the limited entry groundfish permit(s) registered to this vessel during 2020 in the **West Coast** fisheries (Washington, Oregon, and California) – do NOT include state fishing permits, e.g., shrimp, crab, or salmon.

Limited Entry Permit Number	Permit Owned or Leased? Owned <input type="checkbox"/> Leased <input type="checkbox"/>
Limited Entry Permit Number (2)	Permit Owned or Leased? Owned <input type="checkbox"/> Leased <input type="checkbox"/>
Limited Entry Permit Number (3)	Permit Owned or Leased? Owned <input type="checkbox"/> Leased <input type="checkbox"/>
Limited Entry Permit Number (4)	Permit Owned or Leased? Owned <input type="checkbox"/> Leased <input type="checkbox"/>

4. a. Was the vessel leased or bareboat chartered during 2020?

Yes	<input type="checkbox"/>	→	<i>Continue to Question 4b</i>
No	<input type="checkbox"/>	→	<i>Skip to Question 5</i> 

- b. If the vessel was leased or bareboat chartered during 2020, provide the contact information for the **lessee or charterer** of the vessel. If necessary, use the last page for additional lessees or charterers.

Name of Company, Partnership, or Other Business Entity			
Business Mailing Address Street / PO Box		Business Phone ()	
		Business Fax ()	
City	State	Zip Code	Business Email

- c. Provide the dates the vessel was leased or bareboat chartered in 2020. If necessary, use the last page for additional lessees or charterers.

Begin: <u> </u> / <u> </u> / <u> </u> End: <u> </u> / <u> </u> / <u> </u> mm dd yyyy mm dd yyyy

5. Provide the contact information for the **individual responsible for follow-up questions pertaining to this report**. If your address, phone, and email are provided in the owner or lessee/charterer information, you do not need to repeat them here, but please provide your name and title.

<input type="checkbox"/> Vessel Owner or Designated Representative			
<input type="checkbox"/> Vessel Lessee or Charterer or Designated Representative			
Name		Title	
Business Mailing Address Street / PO Box		Business Phone ()	
		Business Fax ()	
City	State	Zip Code	Business Email

6. Did you harvest (catch) any fish (including shellfish) using this vessel during the 2020 calendar year?

Yes <input type="checkbox"/> No <input type="checkbox"/>
--

7. Answer the following questions related to the most recent marine survey of the vessel.

What was the year of this vessel's last marine survey?	_____ yyyy
What was the <i>market value</i> of this vessel from the survey, rounded to the nearest 100 dollars?	\$ _____
What was the <i>replacement value</i> of this vessel from the survey, rounded to the nearest 100 dollars?	\$ _____
Did the survey values given above include the value of permits associated with this vessel at the time of the survey?	Yes <input type="checkbox"/> No <input type="checkbox"/>
Did the survey values given above include the value of quota associated with this vessel at the time of the survey?	Yes <input type="checkbox"/> No <input type="checkbox"/>
Did the survey values given above include the value of all fishing gear on this vessel at the time of the survey?	Yes <input type="checkbox"/> No <input type="checkbox"/>

8. For the remainder of the survey, report values from your 2020 fiscal year. When did this vessel's 2020 fiscal year begin?

____ / ____ / ____ mm dd yyyy
--

Please report values related to your operation of this vessel from your 2020 fiscal year for the remainder of this survey.

9. Did you have this vessel hauled out in 2020?

Yes <input type="checkbox"/> No <input type="checkbox"/>
--

10. Provide this vessel’s average fuel use per day, speed, and crew size (not including captain) when engaged in each of the following activities on the **West Coast** (Washington, Oregon, and California) in 2020.

- Fuel use per day should be an average that includes steaming to the fishing grounds, harvesting fish, and steaming back to port, and should include all fuel used for propulsion or other uses.
- If you did not participate in a particular activity, please write “NA”.

Activity	Fuel Use	Speed While Fishing	Crew Size not including captain
West Coast whiting trawl gear (not including other groundfish)	_____ gal/day	_____ knots	_____
West Coast midwater trawl gear (not including whiting)	_____ gal/day	_____ knots	_____
West Coast groundfish trawl gear (not including whiting)	_____ gal/day	_____ knots	_____
West Coast groundfish fixed gear with a trawl permit	_____ gal/day		_____
West Coast groundfish fixed gear with a fixed gear permit	_____ gal/day		_____
West Coast shrimp trawl gear	_____ gal/day	_____ knots	_____
West Coast crab	_____ gal/day		_____
West Coast Pacific halibut	_____ gal/day		_____
West Coast California halibut	_____ gal/day	_____ knots	_____
West Coast salmon	_____ gal/day	_____ knots	_____
West Coast tuna	_____ gal/day	_____ knots	_____
Steaming between the West Coast and Alaska	_____ gal/day	_____ knots	_____

11. Provide the total number of **individuals** who worked as captain or crew on this vessel during 2020 while fishing on the West Coast (Washington, Oregon, and California).

- This value should represent the total number of individuals who worked at any point during the year, rather than the number of positions reported in Question 10.
- Do not include observers.

Total number of individuals who worked on this vessel
_____ individuals

12. How many gallons of fuel did this vessel use (for all purposes) during 2020 on the **West Coast** (Washington, Oregon, and California)?

- Exclude fuel use for activities related to charter of vessel.
- Exclude fuel use for activities in Alaska and steaming between the West Coast and Alaska.

Type of Fuel	Gallons
Diesel	_____ gal
Other: _____	_____ gal

13. Provide the number of days you operated this vessel at sea during 2020 in each of the following activities. Please note that there is a separate category for days at sea steaming between the West Coast and Alaska. *(This information will be used to allocate certain expenses and expenditures between the different fisheries in which the vessel participated).*

- Count partial days as full days. If you did not participate in a particular activity, please write “0”.

Activity	Days at Sea
West Coast whiting trawl gear (not including other groundfish)	_____ days
West Coast midwater trawl gear (not including whiting)	_____ days
West Coast groundfish trawl gear (not including whiting)	_____ days
West Coast groundfish fixed gear with a trawl permit	_____ days
West Coast groundfish fixed gear with a fixed gear permit	_____ days
West Coast shrimp trawl gear	_____ days
West Coast crab	_____ days
West Coast Pacific halibut	_____ days
West Coast California halibut	_____ days
West Coast salmon	_____ days
West Coast tuna	_____ days
Other West Coast fisheries	_____ days
West Coast chartering, research, or tendering	_____ days
Alaska chartering, research, or tendering	_____ days
Alaskan fisheries	_____ days
Steaming between the West Coast and Alaska	_____ days

14. Provide the number of **one-way** trips (count a round trip as 2 one-way trips) this vessel made steaming between the West Coast and Alaska during 2020.

_____ one-way trips

II. Capitalized Expenditures and Expenses on Vessel and On-board Equipment, Fishing Gear, and Processing Equipment

Vessel and On-board Equipment

- Include the purchase of a new or used vessel, electronics, safety equipment, and machinery not used to harvest or process fish.
- Include any major upgrades, repairs, or maintenance to the vessel or equipment.
- Exclude fishing gear and processing equipment.

Fishing Gear

- Include purchase of nets, doors, traps, pots, cables, and fishing machinery used in West Coast fisheries.
- Include any repairs or maintenance to fishing gear.
- Exclude any fishing gear that was only used in Alaska.

Processing Equipment

- Include any equipment used to process (including freezing) or head and gut fish on-board the vessel.

15. For accounting purposes, do you track costs on **Vessel and On-board Equipment** separately from costs on **Fishing Gear**?


Yes <input type="checkbox"/> No <input type="checkbox"/>
--

16. Provide the 2020 **capitalized expenditures and expenses** associated with each of the following categories for this vessel. Note that some are for **All Fisheries** the vessel participates in (West Coast, Alaska, and Other) and others are for **West Coast Fisheries** only (Washington, Oregon, California).

- If you answered “No” to Question 15, please record the combined total costs on Vessel and On-board Equipment and Fishing Gear under Vessel and On-board Equipment, and record “NA” for Fishing Gear.

Capitalized Expenditures and Expenses	<i>In All Fisheries West Coast, Alaska, and Other</i>	<i>In West Coast Fisheries Only Washington, Oregon, and California</i>
Vessel and on-board equipment	\$ _____	
Fishing gear used only in the West Coast Fisheries		\$ _____
Fishing gear shared by the West Coast, Alaska and other fisheries	\$ _____	
Processing equipment used only in West Coast Fisheries		\$ _____
Processing equipment shared by West Coast, Alaska, and other fisheries	\$ _____	


17. Do you track **capitalized expenditures** and **expenses** on fishing gear **by type** (e.g., midwater trawl gear, groundfish bottom trawl gear)?

<input type="checkbox"/>	Yes	→	<i>Continue to Question 18</i>
<input type="checkbox"/>	No	→	<i>Skip to Question 19</i> 

18. Provide the 2020 total **capitalized expenditures** and **expenses** associated with each type of **fishing gear** used in **West Coast Fisheries** (Washington, Oregon, and California). Do not include the costs associated with any fishing gear that was only used in Alaska.

- If you answered “No” in Question 17, write “NA” and proceed to Question 19.
- All capitalized expenditures and expenses recorded here should be included in value(s) reported under “Fishing Gear” in Question 16.

Gear Type	Capitalized Expenditures and Expenses	Was this gear also used to fish in Alaska?
Midwater trawl gear (whiting, midwater rockfish)		Yes <input type="checkbox"/> No <input type="checkbox"/>
Groundfish bottom trawl gear		Yes <input type="checkbox"/> No <input type="checkbox"/>
Groundfish fixed gear (incl. pots, longlines)		Yes <input type="checkbox"/> No <input type="checkbox"/>
All other fisheries (e.g., crab, shrimp)		Yes <input type="checkbox"/> No <input type="checkbox"/>
Non-specific fishing gear (e.g., winches)		Yes <input type="checkbox"/> No <input type="checkbox"/>

Please proceed to the next page 

III. Other Costs

19. Expenses in West Coast Fisheries: Provide the 2020 **expenses** (expensed during 2020) associated with each of the following categories while participating in **West Coast Fisheries** (Washington, Oregon, and California).

- Include all chartering expenses, even if directly reimbursed.
- If you do not track expenses for captain and crew separately, report the combined expenses under captain, and write “NA” under Crew.
- Round all responses to the nearest 100 dollars.

Expenses Category	Expenses in West Coast Fisheries Only <i>Washington, Oregon, and California</i>
Captain (include wages, bonuses, benefits, payroll taxes, and unemployment insurance)	\$ _____
Crew (include wages, bonuses, benefits, payroll taxes, and unemployment insurance)	\$ _____
Crew or captain travel not deducted from wages	\$ _____
Observer fees (include travel costs) and electronic monitoring	\$ _____
Fishing association and commission costs	\$ _____
State licensing and Federal permit fees	\$ _____
Fuel and lubrication (do not include steaming between West Coast and Alaska)	\$ _____
Food	\$ _____
Ice	\$ _____
Bait	\$ _____
Off-load expenses (cross-dock fees, port tariffs, hoist fees, etc.)	\$ _____
Freight to the vessel on supplies	\$ _____
Other supplies (cleaning, clothing, safety, etc.)	\$ _____
Communications (including VMS, satellite phone, skymate)	\$ _____
Trucking of fish to buyer	\$ _____

- 20. Expenses in All Fisheries:** Provide the 2020 **expenses** (expensed during 2020) associated with each of the following categories while participating in **All Fisheries** (West Coast, Alaska and Other).
- Include all chartering expenses, even if directly reimbursed; round all responses to the nearest 100 dollars.

Expenses Category	Expenses in All Fisheries West Coast, Alaska, and Other
Insurance premium payments (hull and machinery, protection and indemnity, and pollution insurance)	\$ _____
Moorage	\$ _____
Lease or bareboat charter of this vessel	\$ _____
Total depreciation (vessel, on-board equipment, processing equipment, and quota share) taken during 2020	\$ _____

- 21.** Provide the total amount paid for the lease or purchase of quota shares, quota pounds, and fishing permits during 2020 in the **West Coast limited entry groundfish fisheries**.
- Include brokerage fees. Any license or permit renewal fees should be reported in Question 19.
 - If you did not incur a particular expense, please write “NA”.

	Cost
Purchase of Quota Shares	\$ _____
Lease of Quota Shares	\$ _____
Purchase or Lease of Quota Pounds (lease fees)	\$ _____
Purchase of Limited Entry Trawl Permits	\$ _____
Lease of Limited Entry Trawl Permits	\$ _____
Purchase of Limited Entry Fixed Gear Permits	\$ _____
Lease of Limited Entry Fixed Gear Permits	\$ _____

- 22.** Provide the total round weight of all fish landings made by this vessel in **Alaska** during 2020.
- Round to the nearest 100 pounds. (*This information will be used to allocate certain expenditures between the different fisheries in which the vessel participated*).

_____ lbs in Alaska

- 23.** Were any of the fish harvested by this vessel on the **West Coast** during 2020 processed or headed and gutted on-board?

Yes <input type="checkbox"/> No <input type="checkbox"/>
--

V. Annual Earnings


24. For each of the earnings sources listed below, indicate the income earned during 2020.

- Landings revenue should include taxes, buyback program fees, and post-season adjustments for fish harvested in 2020.

Earnings Source	Total Revenue
West Coast shoreside landings: <i>this information will be obtained from fish ticket data</i>	
West Coast at-sea deliveries to motherships	\$ _____
Alaska shoreside landings and at-sea deliveries of fish harvested with the vessel	\$ _____
Sale of West Coast Quota Shares	\$ _____
Lease of West Coast Quota Shares	\$ _____
Sale or Lease of West Coast Quota Pounds	\$ _____
Sale of West Coast Limited Entry Trawl Permits	\$ _____
Lease of West Coast Limited Entry Trawl Permits	\$ _____
Sale of West Coast Limited Entry Fixed Gear Permits	\$ _____
Lease of West Coast Limited Entry Fixed Gear Permits	\$ _____
Salmon disaster relief payments	\$ _____
Lease or bareboat charter of vessel	\$ _____
Insurance settlements	\$ _____
West Coast chartering, research, or tendering: include direct reimbursements	\$ _____
Alaska chartering, research, or tendering: include direct reimbursements	\$ _____
Other: _____	\$ _____

VI. Crew Share

25. Did you use a crew share system to pay crew when operating in the **West Coast groundfish limited entry trawl fishery** during 2020?

Yes	<input type="checkbox"/>	→	Continue to Question 26
No	<input type="checkbox"/>	→	Skip to Question 27 

26. Which of the following expenses were deducted from total revenue before calculating the crew share when this vessel operated in the **West Coast groundfish limited entry trawl fishery** during 2020?

Expense Category	Deducted from Crew Share?
Crew or captain travel not deducted from wages	Yes <input type="checkbox"/> No <input type="checkbox"/>
Observer fees and electronic monitoring	Yes <input type="checkbox"/> No <input type="checkbox"/>
Fishing association and commission costs	Yes <input type="checkbox"/> No <input type="checkbox"/>
State licensing and Federal permit fees	Yes <input type="checkbox"/> No <input type="checkbox"/>
Buyback fees	Yes <input type="checkbox"/> No <input type="checkbox"/>
Cost recovery fees	Yes <input type="checkbox"/> No <input type="checkbox"/>
Fuel and lubrication	Yes <input type="checkbox"/> No <input type="checkbox"/>
Food	Yes <input type="checkbox"/> No <input type="checkbox"/>
Ice	Yes <input type="checkbox"/> No <input type="checkbox"/>
Bait	Yes <input type="checkbox"/> No <input type="checkbox"/>
Off-load expenses	Yes <input type="checkbox"/> No <input type="checkbox"/>
Freight to the vessel on supplies	Yes <input type="checkbox"/> No <input type="checkbox"/>
Other supplies	Yes <input type="checkbox"/> No <input type="checkbox"/>
Communications	Yes <input type="checkbox"/> No <input type="checkbox"/>
Trucking of fish to buyer	Yes <input type="checkbox"/> No <input type="checkbox"/>
Insurance premium payments	Yes <input type="checkbox"/> No <input type="checkbox"/>
Lease or charter of this vessel	Yes <input type="checkbox"/> No <input type="checkbox"/>
Quota pounds held at the start of the year	Yes <input type="checkbox"/> No <input type="checkbox"/>
Quota pounds purchased or leased during the year	Yes <input type="checkbox"/> No <input type="checkbox"/>
Quota shares purchased or amortized during the year	Yes <input type="checkbox"/> No <input type="checkbox"/>
Limited entry trawl permit	Yes <input type="checkbox"/> No <input type="checkbox"/>
Other West Coast permit	Yes <input type="checkbox"/> No <input type="checkbox"/>
Other: _____	Yes <input type="checkbox"/> No <input type="checkbox"/>

27. On what percentage of fishing trips did the vessel owner serve as captain in the **West Coast groundfish limited entry trawl fishery** during 2020?

_____ %

28. On trips when the vessel owner **served as captain** in the **West Coast groundfish limited entry trawl fishery**, please indicate the share of net revenue (revenue minus the deductions listed in Question 26) going to the vessel, captain, crew, and if applicable, other.

- The column should sum to 100%.
- If this vessel did not use a crew share system to pay its crew, enter “NA” in each of the boxes below.

Vessel share	_____ %
Captain share	_____ %
Crew share	_____ %
Other _____	_____ %
Other _____	_____ %
Total	100 %

29. On trips when the vessel owner **did not serve as captain** in the **West Coast groundfish limited entry trawl fishery**, please indicate the share of net revenue (revenue minus the deductions listed in Question 26) going to the vessel, captain, crew, and if applicable, other.

- The column should sum to 100%.
- If this vessel did not use a crew share system to pay its crew, enter “NA” in each of the boxes below.

Vessel share	_____ %
Captain share	_____ %
Crew share	_____ %
Other _____	_____ %
Other _____	_____ %
Total	100 %

VI. Certification

30. Read the following statement, and sign and date the box below.

I certify under penalty of perjury that I have reviewed all the information in this form and that it is true and complete to the best of my knowledge.	
Signature	Date signed ____/____/____ mm dd yyyy
Print Name	

Questionnaire Comments:

THIS PAGE INTENTIONALLY LEFT BLANK