



NOAA
FISHERIES



Atlantic Bluefin Tuna Updates



HMS Advisory Panel Meeting
May 2020

Amendment 13 – Update

- Focus of Amendment 13:
 - Evaluate and optimize U.S. bluefin quota allocations
 - Maintain flexibility of the regulations
 - Manage the Atlantic pelagic longline fishery consistent with the Individual Bluefin Quota (IBQ) Program
 - Response to the Three-Year Review of the IBQ program
- Milestones to-date:
 - May 21, 2019 - Notice of intent published and Issues and Options paper released
 - May 21-July 31, 2019 - scoping/public comment period



NOAA
FISHERIES

Amendment 13 – Update

- **Current Status:**
 - Developing a Draft Environmental Impact Statement (DEIS) and Proposed Rule
- **Anticipated Timeline:**
 - Publish DEIS and proposed rule Summer 2020
 - Comment period and public hearings/webinars
 - Comment period anticipated to overlap with September 2020 HMS AP meeting
 - Final rule and implementation: 2021 (Spring/Summer)



NOAA
FISHERIES

2019 In Review

- Fish availability
- Effort levels
- Catch rates
- Fish quality
- Market conditions
- Agency regulation vs. self-regulation
 - Fishermen
 - Dealers



NOAA
FISHERIES

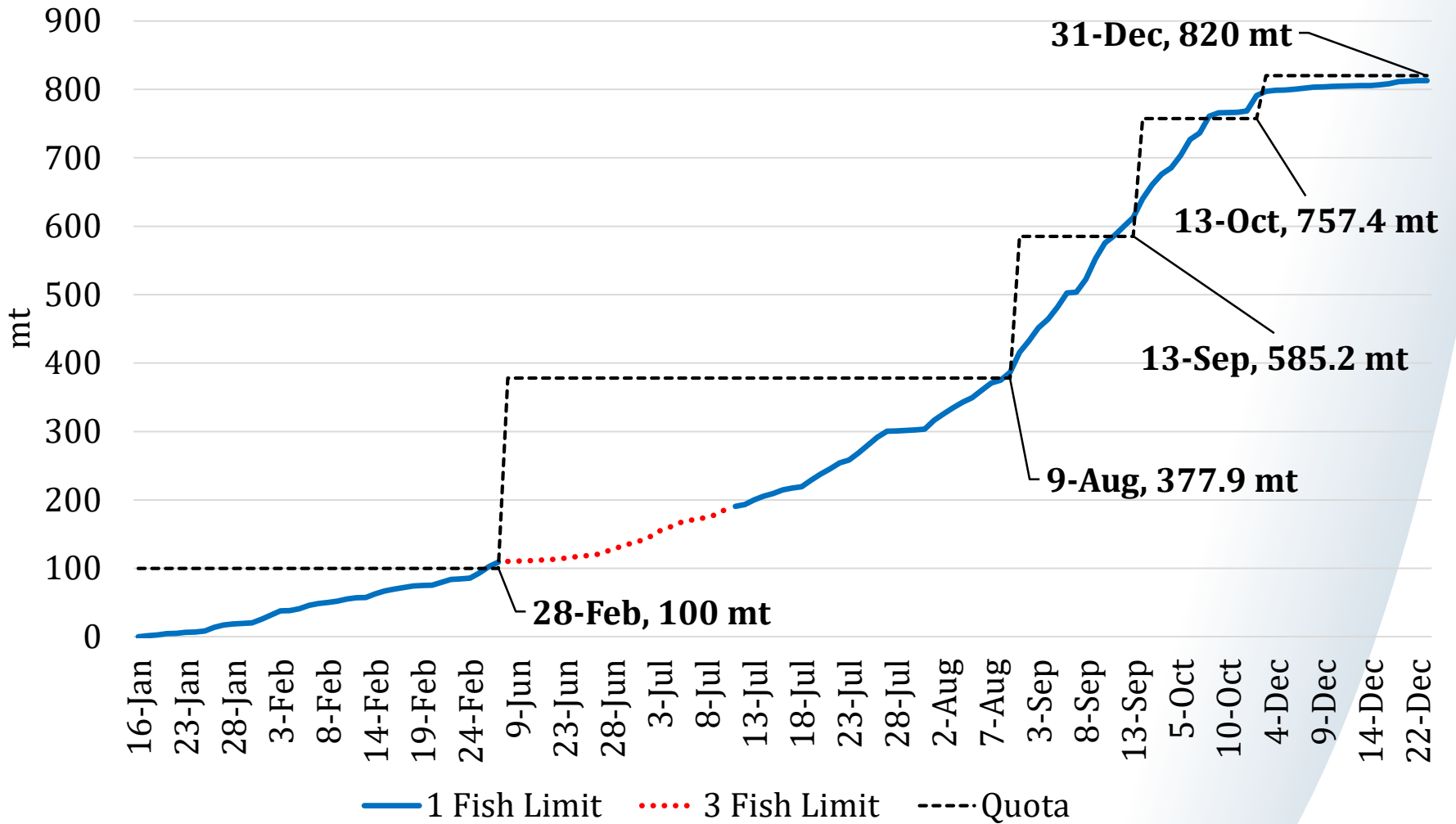
2019 General Category Landings by Daily Retention Limit

Time Period	Limit of BFT/Vessel/Day	Days Open	Landings (mt)
January 1 - February 28	1	59	108.9
June 1 - July 10	3	40	77.4
July 11 - August 9	1	29	200.1
September 1 - September 13	1	13	226.2
October 1 - October 13	1	13	178.8
December 1 - December 31	1	31	22.9
TOTAL		185	814.1

* For dates not shown above the fishery was closed.



2019 General Category Cumulative Landings



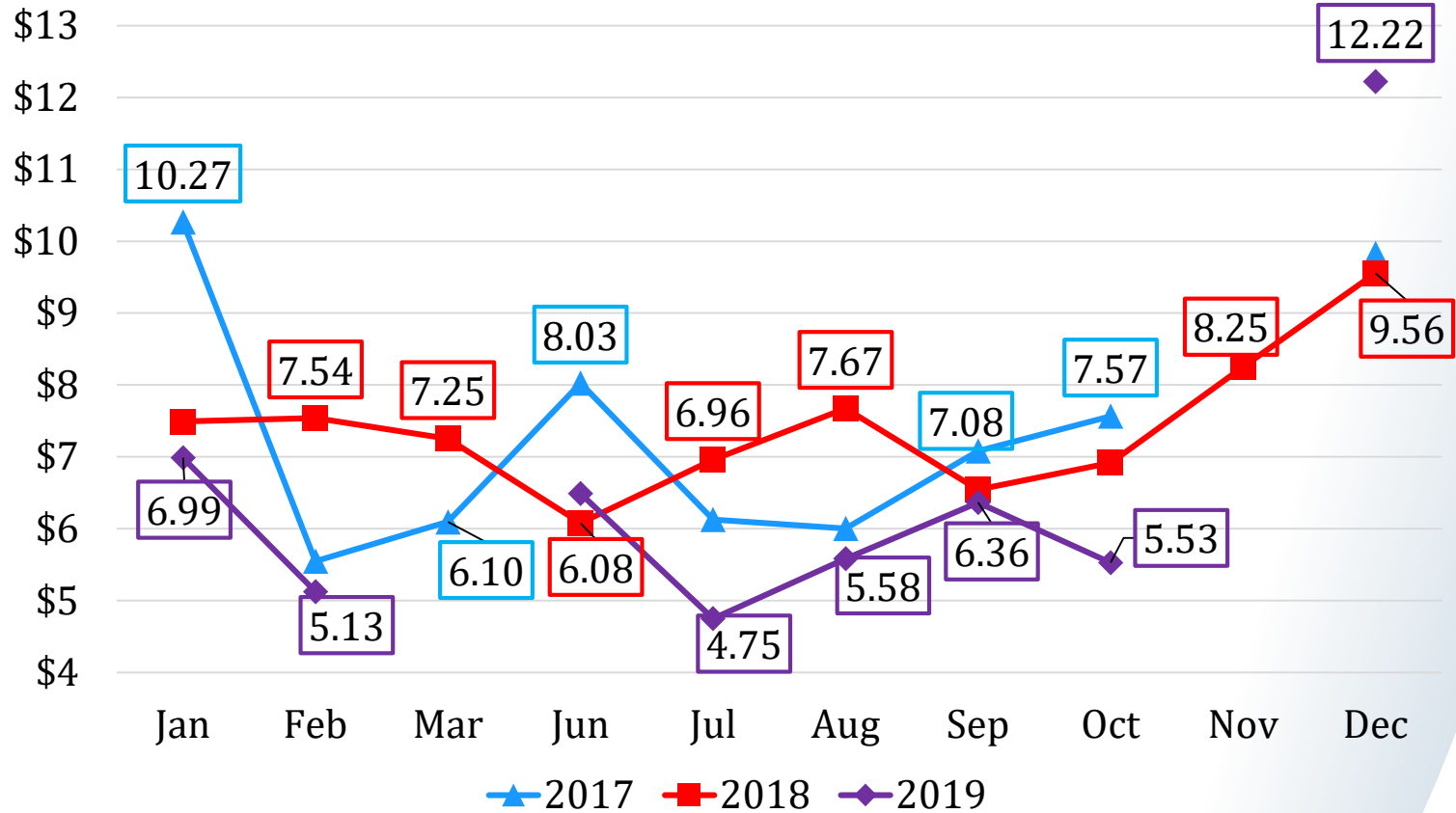
Harpoon (Gear) Landings by the General and Harpoon Categories

	2018			2019		
	Number of Vessels with Landings	Number of Fish	Weight (mt)	Number of Vessels with Landings	Number of Fish	Weight (mt)
General category	28	95	16.5	30	125	16
Harpoon category	16	157	27.3	21	737	102.4
Totals	44	252	43.8	51	862	118.4

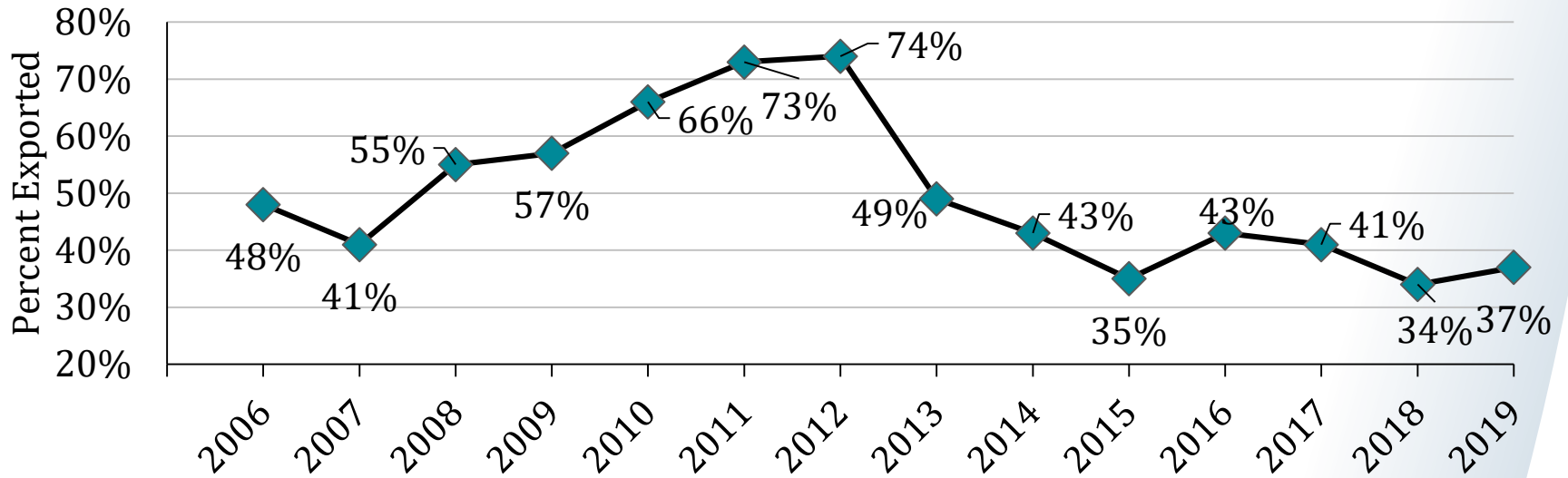


NOAA
FISHERIES

General Category Average Price/lb, 2017-2019



Exported vs. Domestic Landings



2019	Exports	Domestic
Average Price per lb.	\$6.43	\$5.19
Total Ex-Vessel Value	\$4,201,701	\$5,720,539



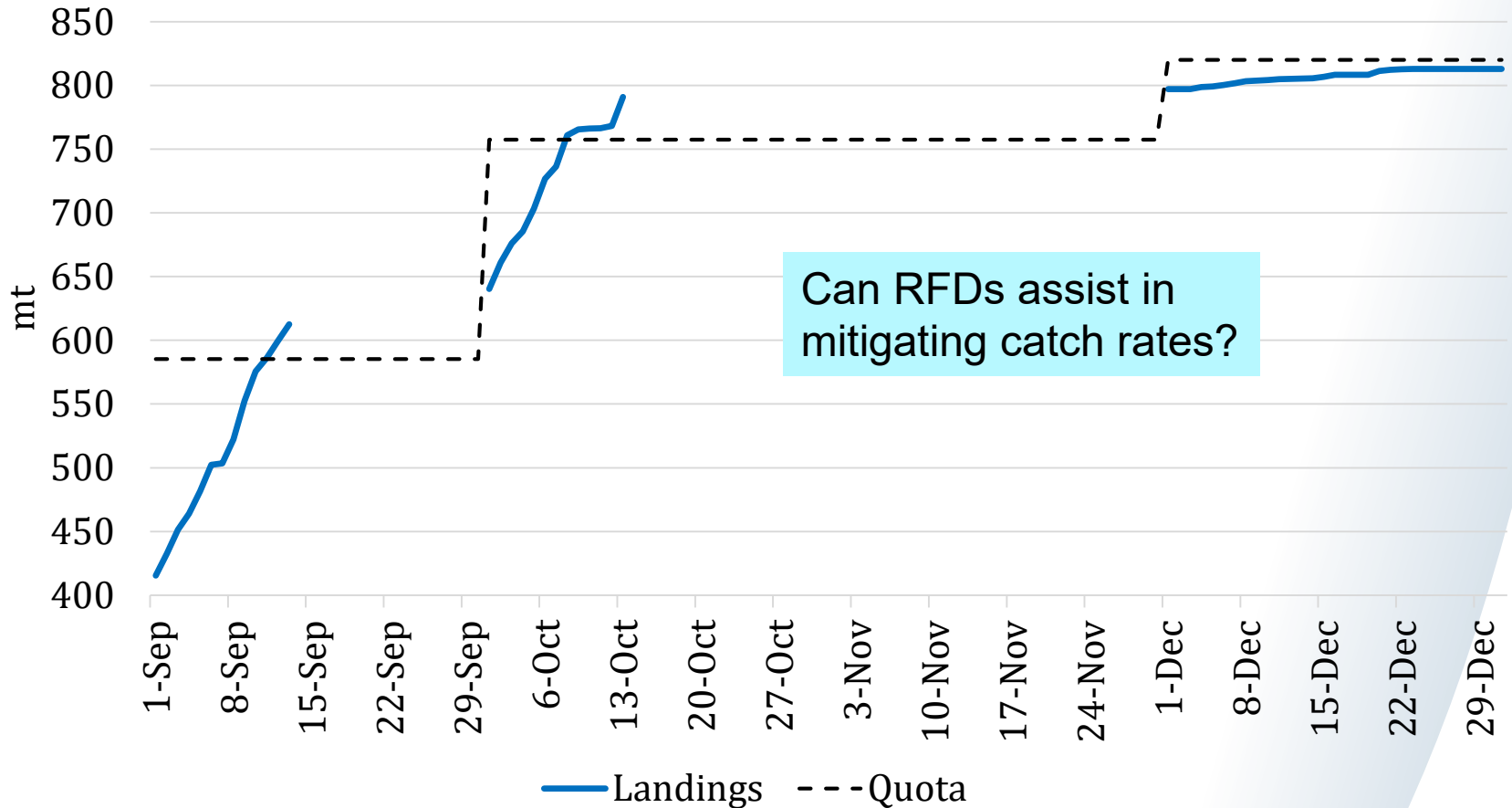
2020 Commercial Handgear Fisheries

- Start dates – Both General and Harpoon category start dates are codified in the Atlantic tunas regulations (50 CFR Part 635). Thus, no flexibility on June 1, or other time period start dates
- Retention Limits (General category – beginning at one fish/day; status quo Harpoon category limits)
 - NMFS is aware of the potential impacts on General category harpooners
 - Initially a conservative approach given additional uncertainty
 - Inseason authority to adjust upwards as well as downwards
- Reporting of unsold fish
 - Dealers or NMFS Office of Law Enforcement/HMS, Automated Landings Reporting System (ALRS)



NOAA
FISHERIES

2019 General Category Fall-Winter Fishery



2020 Commercial Handgear Fisheries (cont.)

- Restricted-fishing days (RFDs)
 - Who/how they apply to: General category and Charter/Headboat category
 - Process for establishing days as well as waiving
- Catch and release regulations
 - March 7, 2005 – removed mandatory Tag and Release.
 - §635.26 Catch and release.

(a) BFT. (1) ... a person aboard a vessel issued a permit under this part..., may fish with rod and reel or handline gear for BFT under a catch-and-release or tag-and-release program... All BFT caught under the catch-and-release or tag-and-release programs must be returned to the sea immediately with a minimum of injury.



NOAA
FISHERIES

Concerns for 2020

- Market concerns – domestic/international
- Reporting compliance
 - Fish landed but not sold
- Illegal sales
- Food Safety/HACCP
- USCG Safety gear



NOAA
FISHERIES

Questions?

Comments/Discussion



NOAA
FISHERIES