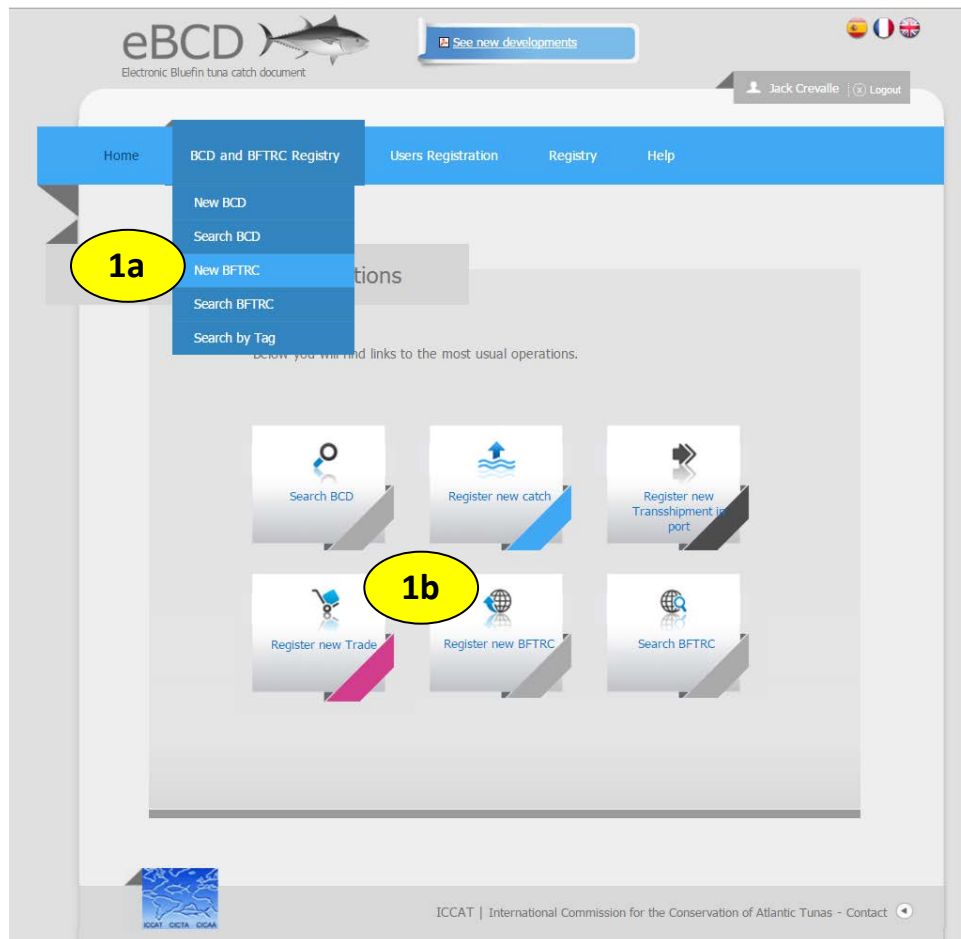


9. Create a Re-export Certificate



To create a new bluefin tuna re-export certificate (BFTRC) from the home page:

1a. Select “BCD and BFTRC Registry.” Then select “New BFTRC.”

1b. You can also select “Register new BFTRC.”

eBCD
Electronic Bluefin tuna catch document

See new developments

Jack Crevalle Logout

Home BCD and BFTRC Registry Users Registration Registry Help

BCD and BFTRC Registry New BFTRC

New BFTRC

Re-Export Section

2 Date

December, 2015

Su	Mo	Tu	We	Th	Fr	Sa
29	30	1	2	3	4	5
6	7	8	9	10	11	12
13	14	15	16	17	18	19
20	21	22	23	24	25	26
27	28	29	30	31	1	2
3	4	5	6	7	8	9

Today: March 8, 2016

- On the next screen, enter the date of re-export. Once the date is entered, you will see the below screen. The country will be automatically populated.

New BFTRC

Re-Export Section

2 Date 12/16/2015 10:56 AM

Country/Entity/Fishing Entity U.S.A.

3 Point of Re-Export

Re-Export Statement

4 Company

Address

Signature Jack Crevalle

Date of signature 12/16/2015 4:56 PM Time GMT

- Enter the Point of Re-Export.
- Under Re-Export Statement, enter your company name. When you type the first three letters of the name of the company associated with your user account, your company name and address will be automatically populated (see below). The signature and date of signature will also be populated automatically.

New BFTRC

2

Re-Export Section

Date: 12/16/2015 2:49 PM

Country/Entity/Fishing Entity: U.S.A.

3

Point of Re-Export: New Orleans

4

Re-Export Statement

Company: ABC FISH COMPANY

Address: 123 AMBERJACK LANE, BOSTON MA

Signature: Jack Crevalle

Date of signature: 12/16/2015 7:49 PM Time GMT

5

Description of Imported Bluefin Tuna

☒ Existing Batch ☐ Create new batch ☐ Single BCD/BFTRC

Batch:

6

Description of Bluefin Tuna for Re-Export

Product type:

Product shape:

Weight: , Kg

+ Add

State of Destination:

Notes:

7

Transportation description (Relevant documentation)

Attachments: 0

Importer/Buyer

Company: ...

Address:

Point of Import/Destination (City,Country,State):

8

Save

For re-export of imported bluefin tuna documented in a single eBCD, continue below with step 5. For re-export of imported bluefin tuna documented in multiple eBCDs, please skip to step 13, page 50.

Re-export of a single eBCD

5. Under Description of Imported Bluefin Tuna, select “Single BCD/BFTRC” (see below).

Description of Imported Bluefin Tuna

☐ Existing Batch ☐ Create new batch ☒ Single BCD/BFTRC

Imported BCD / BFTRC

Trade Key

- Enter the eBCD code for the import under “Imported BCD/BFTRC” OR enter the Trade Key from a printed eBCD.
- Click Search.
- The eBCD will appear in a table (see below).

Description of Imported Bluefin Tuna

☐ Existing Batch ☐ Create new batch ☒ Single BCD/BFTRC

Imported BCD / BFTRC

Trade Key

Imported BCD and BFTRC

CA15900002(TD) - 11/3/2015	<input type="checkbox"/>
----------------------------	--------------------------

- Check the box in the table next to the eBCD code.
- Click + Add.
- The selected eBCD will be linked to your re-export certificate (see below).

Description of Imported Bluefin Tuna

☐ Existing Batch ☐ Create new batch ☒ Single BCD/BFTRC

Imported BCD / BFTRC

Trade Key

Imported BCD and BFTRC

CA15900002(TD) - 11/3/2015	<input checked="" type="checkbox"/>
----------------------------	-------------------------------------

Re-Exported BCD and BFTRC

CA15900002(TD) - 11/3/2015	<input type="button" value=""/>	<input type="button" value=""/>	<input type="button" value=""/>
----------------------------	---------------------------------	---------------------------------	---------------------------------

6. Under Description of Bluefin Tuna for Re-Export:

- Select the product type from the drop down menu: “F – Fresh” or “FR – Frozen”
- Select product shape from the drop down menu:
 - RD – Rounded weight
 - DR – Dressed weight
 - GG – Gilled & gutted
 - FL – Fillet
 - OT – Other
- Enter weight.
- Click + Add.
- The product description will appear in a table (see below).
- Select the State of destination from the drop down menu.

► Description of Bluefin Tuna for Re-Export



6

Product type

Product shape

Weight , Kg

+ Add

Product type	Product presentation	Weight		
F - Fresh	DR - Dressed weight	241 Kg		

State of Destination


Notes

7. Under Importer/Buyer:

- Enter the company name. When you type the first three letters of the company name, a list of potential companies will drop down and you can select the correct company. The address will be automatically populated.
- Enter the Point of Import/Destination.

► Importer/Buyer

7

Company 

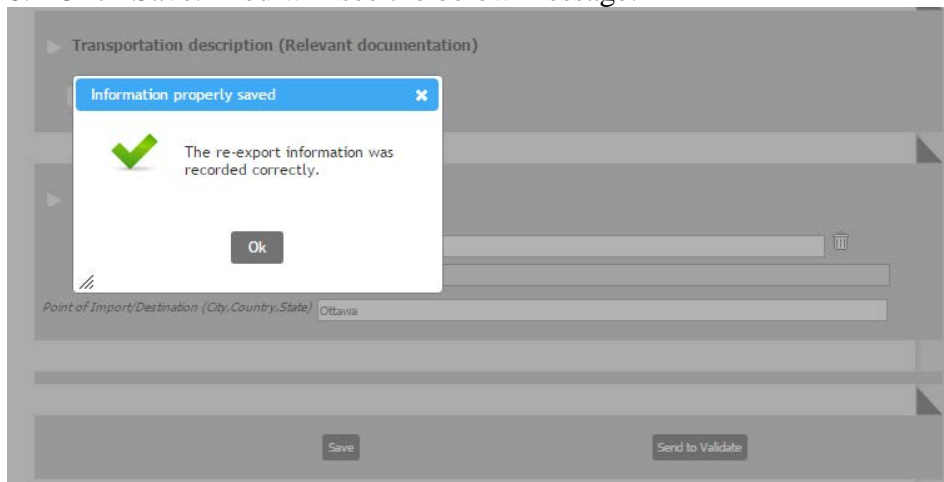
Address

Point of Import/Destination (City,Country,State)

8

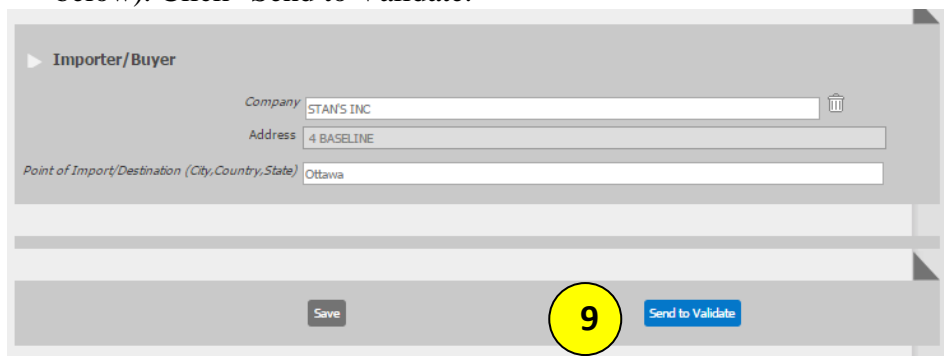
Save

8. Click Save. You will see the below message:



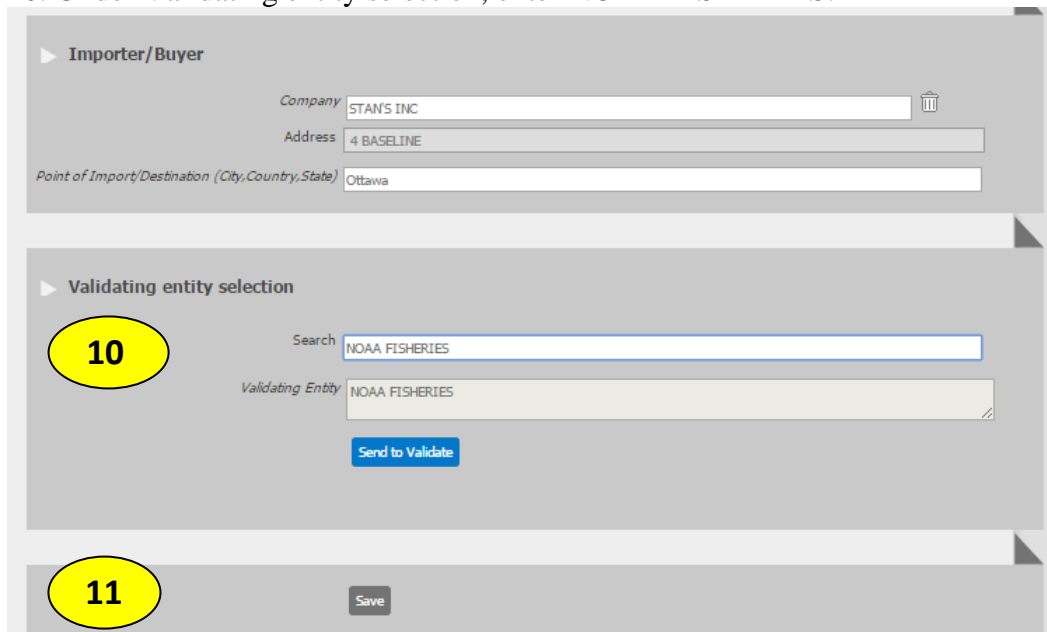
The screenshot shows a software interface with a modal dialog box in the foreground. The dialog box has a blue header with the text "Information properly saved" and a close button (X). Below the header is a green checkmark icon and the text "The re-export information was recorded correctly." At the bottom of the dialog is an "Ok" button. In the background, a form is visible with a section titled "Transportation description (Relevant documentation)". Below this section, there is a field labeled "Point of Import/Destination (City,Country,State)" with the value "Ottawa". At the bottom of the form, there are two buttons: "Save" and "Send to Validate".

9. Once you hit Ok, you will see an option to send the re-export certificate for validation (see below). Click "Send to Validate."



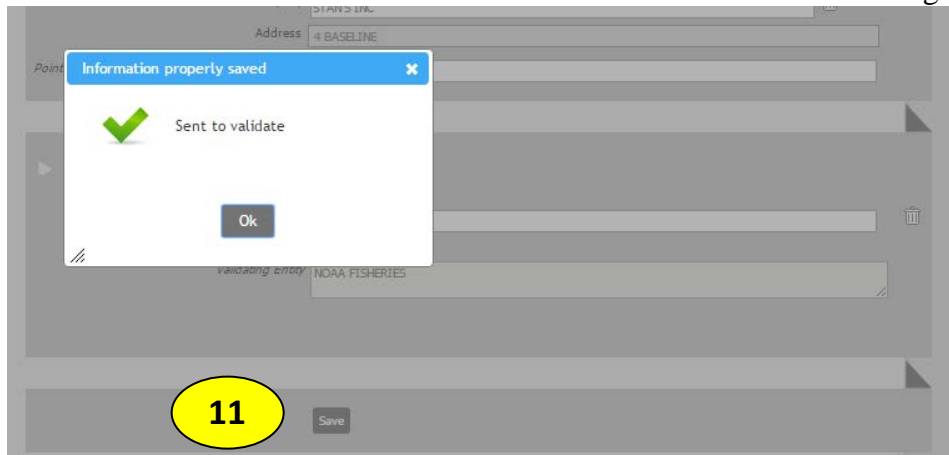
The screenshot shows a software interface with a section titled "Importer/Buyer". Below this section, there are three fields: "Company" with the value "STAN'S INC", "Address" with the value "4 BASELINE", and "Point of Import/Destination (City,Country,State)" with the value "Ottawa". At the bottom of the form, there are two buttons: "Save" and "Send to Validate". A yellow circle with the number "9" is placed over the "Send to Validate" button.

10. Under Validating entity selection, enter NOAA FISHERIES.

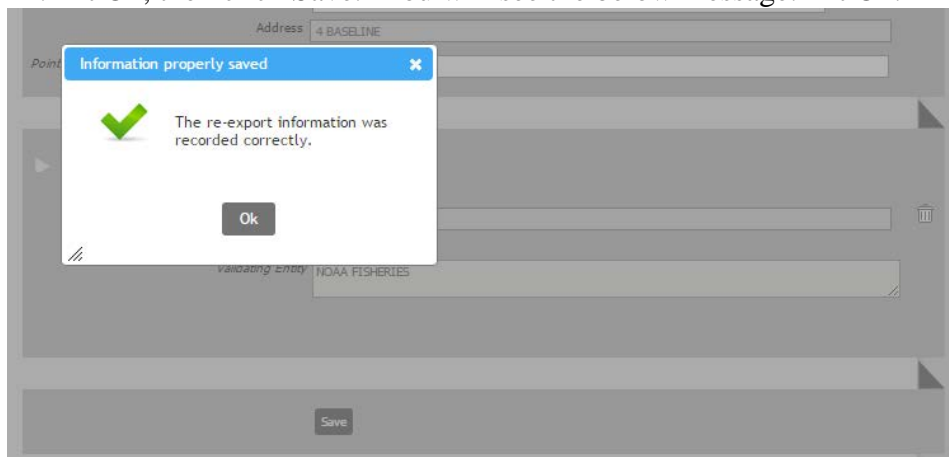


The screenshot shows a software interface with a section titled "Importer/Buyer" and a section titled "Validating entity selection". In the "Validating entity selection" section, there is a "Search" field with the value "NOAA FISHERIES" and a "Validating Entity" field with the value "NOAA FISHERIES". Below these fields is a "Send to Validate" button. At the bottom of the form, there is a "Save" button. A yellow circle with the number "10" is placed over the "Search" field, and another yellow circle with the number "11" is placed over the "Save" button.

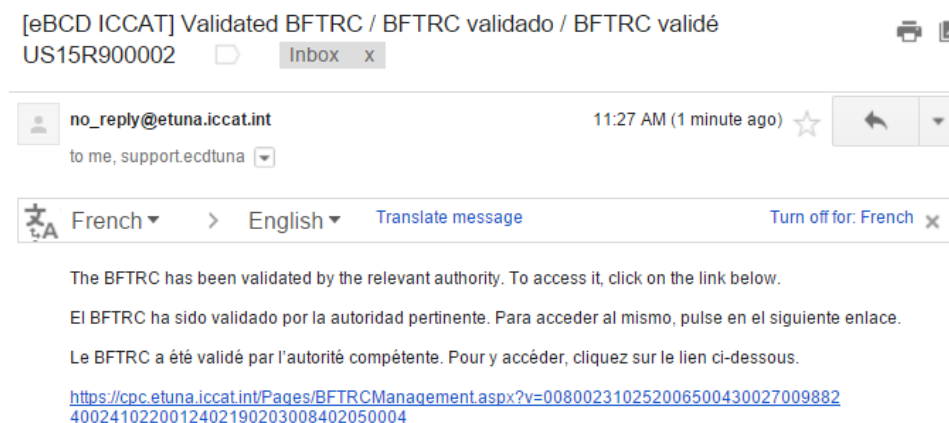
- Click “Send to Validate.” You will see the below message:



11. Hit Ok, then click Save. You will see the below message. Hit Ok.

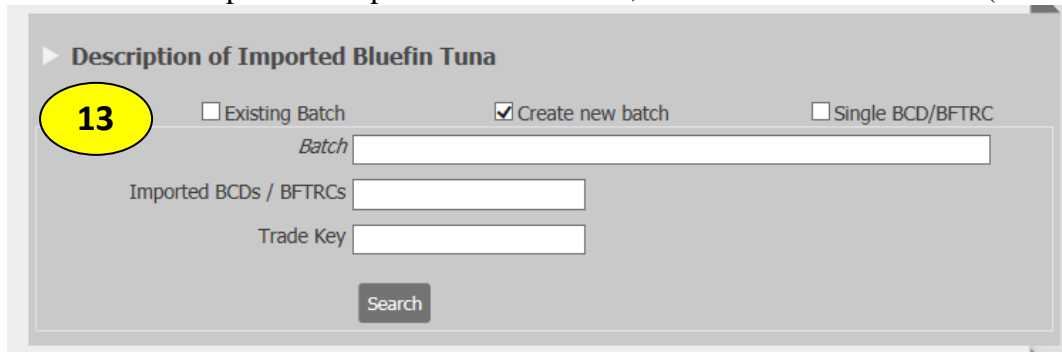


12. Once the re-export certificate has been validated, you will receive an email notification with a link to view the certificate (see below).



Re-export of multiple eBCDs

13. Under Description of Imported Bluefin Tuna, select “Create new batch” (see below).



► Description of Imported Bluefin Tuna

13 ☐ Existing Batch ☒ Create new batch ☐ Single BCD/BFTRC

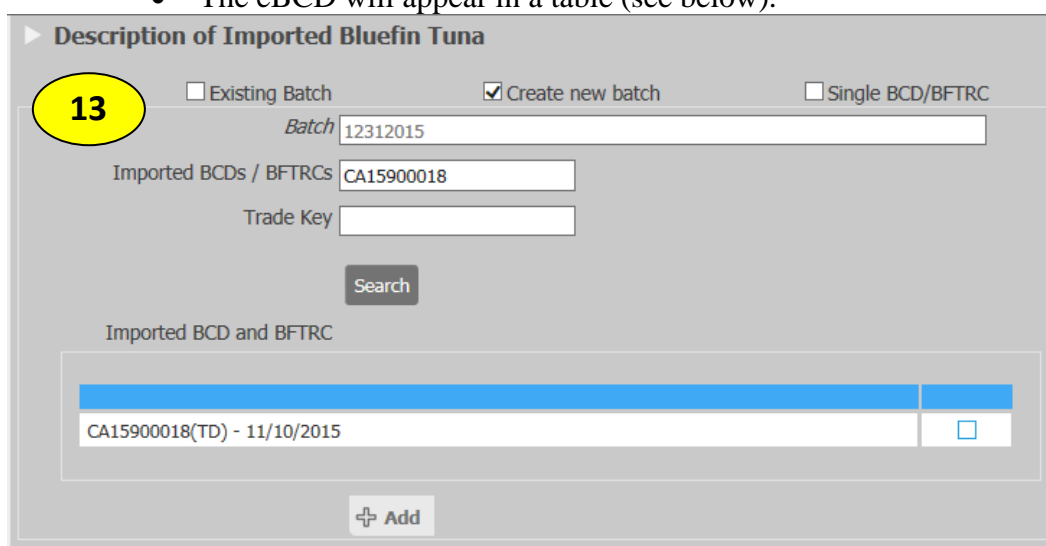
Batch

Imported BCDs / BFTRCs

Trade Key

Search

- Enter the Batch name.
- Enter the first eBCD code in the batch under “Imported BCDs/BFTRCs” (CA15900018 in this example) OR enter the Trade Key from a printed eBCD.
- Click Search.
- The eBCD will appear in a table (see below).



► Description of Imported Bluefin Tuna

13 ☐ Existing Batch ☒ Create new batch ☐ Single BCD/BFTRC

Batch

Imported BCDs / BFTRCs

Trade Key

Search

Imported BCD and BFTRC

CA15900018(TD) - 11/10/2015	<input type="checkbox"/>
-----------------------------	--------------------------

+ Add

- Check the box in the table next to the eBCD code.
- Click + Add.
- The selected eBCD will be linked to your re-export certificate (see below).

► **Description of Imported Bluefin Tuna**

13 ☐ Existing Batch ☒ Create new batch ☐ Single BCD/BFTRC

Batch

Imported BCDs / BFTRCs

Trade Key

Search

Imported BCD and BFTRC

CA15900018(TD) - 11/10/2015	<input checked="" type="checkbox"/>
-----------------------------	-------------------------------------

+ Add

Re-Exported BCD and BFTRC

CA15900018(TD) - 11/10/2015			
-----------------------------	--	--	--

- Enter the second eBCD code in the batch under “Imported BCDs/BFTRCs” (CA15900019 in this example) OR enter the Trade Key from a printed eBCD.
- Click Search.
- As above, the eBCD will appear in a table. Repeat the following steps:
- Check the box in the table next to the eBCD code.
- Click + Add.
- The selected eBCD will be linked to your re-export certificate (see below).

► **Description of Imported Bluefin Tuna**

13 ☐ Existing Batch ☒ Create new batch ☐ Single BCD/BFTRC

Batch

Imported BCDs / BFTRCs

Trade Key

Search

Imported BCD and BFTRC

CA15900019(TD) - 11/10/2015	<input checked="" type="checkbox"/>
-----------------------------	-------------------------------------

+ Add

Re-Exported BCD and BFTRC

CA15900018(TD) - 11/10/2015			
CA15900019(TD) - 11/10/2015			

14. Under Description of Bluefin Tuna for Re-Export:

- Select the product type from the drop down menu: “F – Fresh” or “FR – Frozen”
- Select product shape from the drop down menu:
 - RD – Rounded weight
 - DR – Dressed weight
 - GG – Gilled & gutted
 - FL – Fillet
 - OT – Other
- Enter weight.
- Click + Add.
- The product description will appear in a table (see below).
- Select the State of destination from the drop down menu.


14



Description of Bluefin Tuna for Re-Export

Product type

Product shape

Weight , Kg

 Add

Product type	Product presentation	Weight		
F - Fresh	GG - Gilled & gutted	284 Kg		

State of Destination

Notes

15. Under Importer/Buyer:

- Enter the company name. When you type the first three letters of the company name, a list of potential companies will drop down and you can select the correct company. The address will be automatically populated.
- Enter the Point of Import/Destination.

15


Importer/Buyer

Company

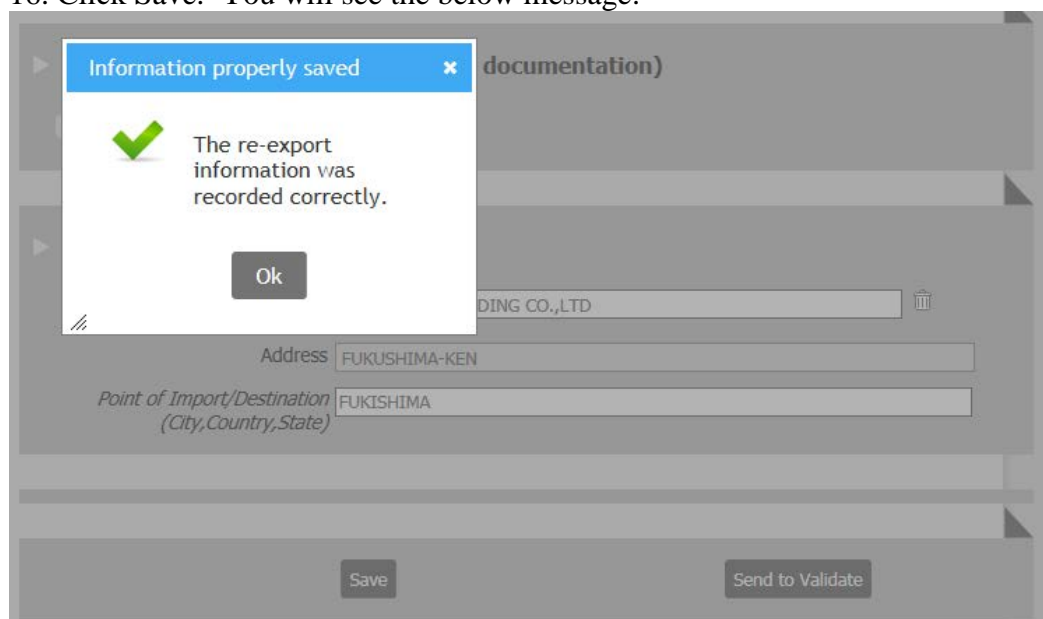
Address

Point of Import/Destination (City, Country, State)

16



16. Click Save. You will see the below message:



Continue with steps 9-12 above (pages 48-49).

Search for a re-export certificate

To view a completed re-export certificate, you can click the link in your email notification (see step 12, page 49), or you can search for the certificate in the eBCD system (see below).



To search for a re-export certificate from the home page:

17a. Select “BCD and BFTRC Registry.” Then select “Search BFTRC.”

17b. You can also select “Search BFTRC” below.

Search of BFTRCs

18

Search of BFTRCs

BFTRC Code

Trade Key


Date from

Date until

Reexporter

Importer

☐ Only pending validation

Date	BFTRC Code	Destination	
12/16/2015	US15R900002	Canada	
			Total 1

19

18. On the next screen, enter the BFTRC code (US15R900002 in this example) and hit Search. The re-export certificate will appear in a table.

19. Click on the icon next to the certificate to open it. You will see the below screen.

Home BCD and BFTRC Registry Users Registration Reports Registry JFO Help

BCD and BFTRC Registry US15R900002

20

US15R900002

[Return to the search results](#)

Re-Export Section

BFTRC Code

Date Time GMT

Country/Entity/Fishing Entity

Point of Re-Export

Re-Export Statement

Company

Address

Signature

Date of signature Time GMT

20. You can print your re-export certificate from this screen. It will appear as below:

1. DOCUMENT NUMBER : US15R900002		ICAAAT BLUEFIN TUNA RE-EXPORT CERTIFICATE	
2. RE-EXPORT SECTION:			
RE-EXPORTING COUNTRY/ENTITY/FISHING ENTITY		UNITED STATES	
POINT OF RE-EXPORT		New Orleans	
3. DESCRIPTION OF IMPORTED BLUEFIN TUNA			
No. BCD/BFTRC		Batch	
CA15900002		11/3/2015	
4. DESCRIPTION OF BLUEFIN TUNA FOR RE-EXPORT			
Product Type	Product Shape	Net Weight (Kg)	
F	DR	241	
F=Fresh, FR=Frozen, RD=Round, GG=Gilled & Gutted, DR=Dressed, FL=Fillet, OT=Others. Describe the type of product:			
STATE OF DESTINATION: Canada			
5. RE-EXPORTER STATEMENT:			
I certify that the above information is complete, true and correct to the best of my knowledge and belief.			
Name	Address	Sign	Date
ABC FISH COMPANY	123 AMBERJACK LANE, BOSTON MA	Jack Crevalle	16/Dec/15
6. GOVERNMENT VALIDATION:			
I validate that the above information is complete, true and correct to the best of my knowledge and belief.			
Name	Title	Sign	Date
DAWSON-GUYNN KIMBERLY	Fisheries biologist	DAWSON-GUYNN	07/Mar/16
			Validate (This is an electronic BCD Document) KTuJNRs6KaFguNLD
7. IMPORT SECTION			
IMPORTER STATEMENT:			
I certify that the above information is complete, true and correct to the best of my knowledge and belief.			
Name	Address	Sign	Date
STAN'S INC	4 BASELINE		
Final Point of Import (Country, City, State): Ottawa			

NOTE: If a Language other than English is used in completing this form, please add the English translation on this document.
NOTE: Annexed valid transport document and copies of the BCD.

1. ICCAT BLUEFIN TUNA CATCH DOCUMENT (BCD)		N°:	CA15900002	1 / 1
2. CATCH INFORMATION				
VESSEL / TRAP INFORMATION				
NAME OF THE CATCHING VESSEL / TRAP	Flag/CPC	NATIONAL REGISTRATION No.	INDIVIDUAL QUOTA	CATCH
160518	Canada	160518	0 Kg	241 Kg
CATCH DESCRIPTION				
DATE(ddmmmyy)	03/Nov/15	AREA	Northwest Atlantic	GEAR
No. of FISH	1	TOTALWEIGHT(kg)	241	AVG. WEIGHT (kg)
ICCAT RECORD No. of Joint Fishing Operation				241
TAGS Numbers (if applicable)				1
GOVERNMENT VALIDATION				
NAME OF AUTHORITY				Exempt validation in the context of Rec 11-20
TITLE				(This is an electronic BCD Document)
SIGNATURE				
DATE(ddmmmyy)				
8. TRADE INFORMATION				
PRODUCT DESCRIPTION (indicate net weight in kg. for each type of product)				
F	RD(kg): 0	GG(kg): 0	DR(kg): 241	FL(kg): 0
FR	RD(kg): 0	GG(kg): 0	DR(kg): 0	FL(kg): 0
				OT(kg): 0
				TOTALWEIGHT(kg) 241
				TOTALWEIGHT(kg) 0
EXPORTER / SELLER				
POINT OF EXPORTATION/DEPARTURE	COMPANY		ADDRESS	
canada	CAN FARM COMPANY 02		ADDRESS TEST	
STATE OF DESTINATION	U. S. A.			
SIGNATURE	CAN TEST ADMIN01			
DATE(ddmmmyy)	03/Nov/15			
TRANSPORTATION DESCRIPTION	(Relevant documentation to be attached)			
GOVERNMENT VALIDATION				
NAME OF AUTHORITY				Exempt validation in the context of Rec 11-20
TITLE				(This is an electronic BCD Document)
SIGNATURE				
DATE(ddmmmyy)				
IMPORTER / BUYER				
COMPANY	ABC FISH COMPANY		PT. of IMPORT/DESTINATION	MA
ADDRESS	123 AMBERJACK LANE, BOSTON MA			
DATE(ddmmmyy)	29/Dec/15		SIGNATURE	Jack Crevalle
ANNEX(ES)	<input type="radio"/> Yes <input checked="" type="radio"/> No (circle one)			

1. ICCAT BLUEFIN TUNA CATCH DOCUMENT (BCD)		N°:	CA15900002	1 / 1
APPENDIX 1 : CATCH TAGS				
Tag Number	Weight	Product type	Product Shape	
4786	241	F-Fresh	DR-Dressed weight	