



**NOAA  
FISHERIES**

# Management and Budget Update

Council Coordination Committee Meeting

Brian Pawlak

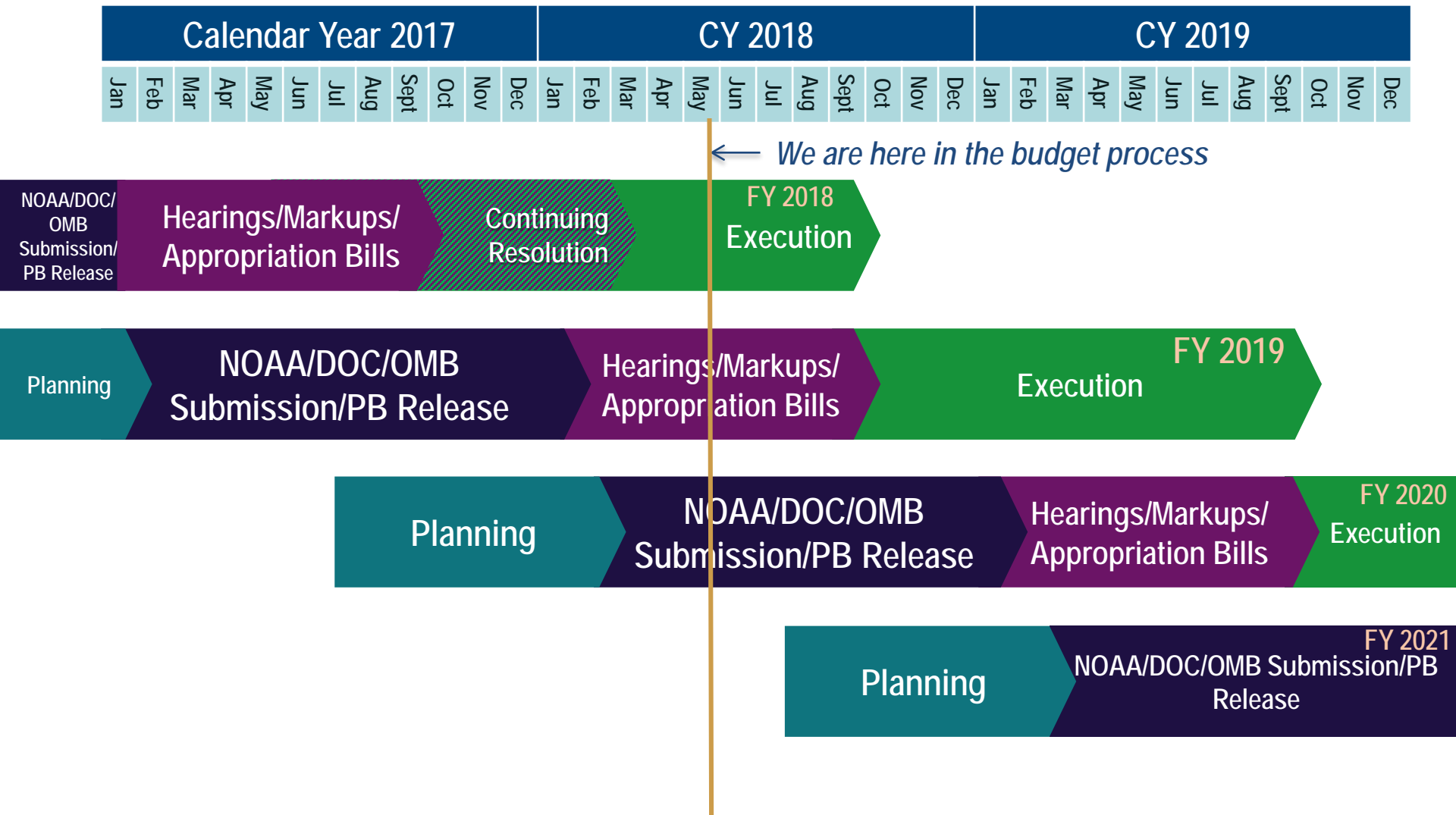
Acting DAA for Operations

May 22, 2017

# Agenda

- FY 2018 Update
- FY 2019 President's Budget
- FY2018 Council Funding

# The Federal Budget Timeline



# Many steps before funding is available

## Budget Preparation and Review

### Budget Planning

Budget planning,  
priorities guidance.



### Budget Formulation - President's Budget Request

Guidance from NOAA, DOC,  
and OMB is provided to  
formulate the budget.  
Budget request to Congress  
is released the 1st Monday  
in February.

## Congressional Action

### Hearings & Mark-ups

Congress deliberates on the  
budget request typically  
through the spring and  
summer.



### Appropriations

An appropriation bill is  
provided prior to the start of  
the fiscal year (Oct. 1).

## Budget Execution

### Apportionment

After the budget is appropriated,  
**an apportionment must be  
signed** to allow distribution of  
funds for obligation.



### Rescissions & Other Costs

From the appropriated  
amounts, agencies are subject  
to **rescissions and other  
costs that must be accounted  
for before arriving at the  
funding available for a  
specific program or project.**



### Allocation & Allotment

Funding becomes available

# FY 2018 and FY2019 Budget Status

# FY 2018 Omnibus



March 23, 2018

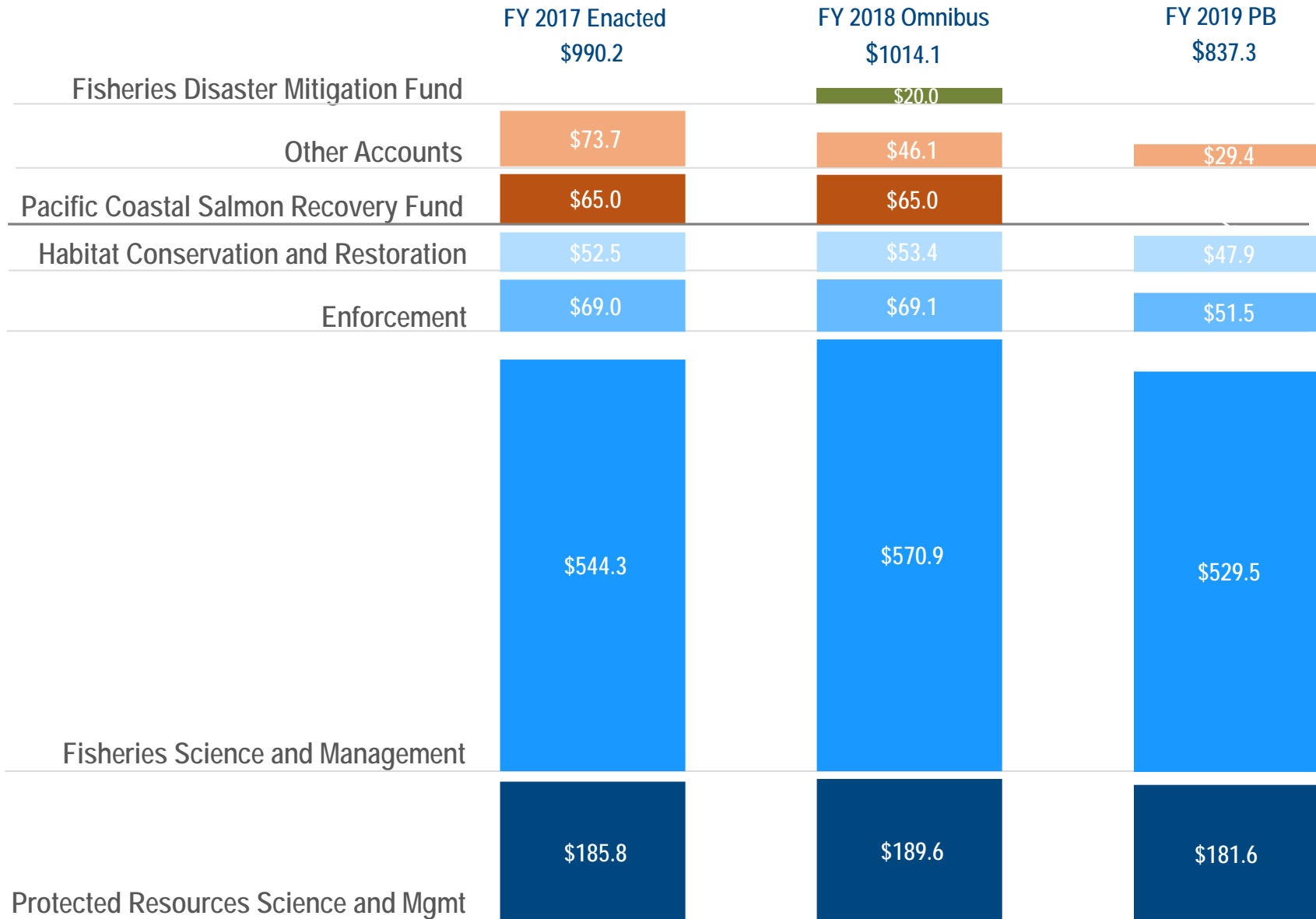


All budget lines at or above FY 2017



FY18 Pres. Bud. decreases rejected

# NOAA Fisheries Budget Snapshot (total budget, \$ in millions)



# Highlighted FY 2018 / FY 2019 Changes

Program (NMFS)	FY18 Omnibus Increase (\$ in M)	FY19 Requested Change (\$ in M)	FY19 Total Request (\$ in M)
Marine Mammals, Sea Turtles, and Other Species	\$2.0	-\$2.0	\$41.8
Pacific Salmon - Hatchery Genetic Management Plans *	\$1.0	-\$1.0	\$2.3
Northeast Groundfish Research	\$2.0	-\$2.0	\$0
Observers - At Sea Monitoring Program / Standardized Bycatch Reporting Methodology	\$10.3	-\$10.3	\$43.8
Seafood Import Monitoring Program	\$1.2	-\$1.2	\$1.0
Aquaculture	\$5.7	-\$5.7	\$9.3
Pacific Salmon Treaty	\$2.0	-\$2.0	\$11.1
Regional Councils and Commissions (Interstate and International Commissions only)	\$1.6	-\$1.6	\$8.6
Fisheries Disaster Assistance	\$20.0	-\$20.0	\$0



# Highlighted FY 2018 Changes – Other NOAA Line Offices

Program (Other LOs)	FY18 Omnibus Increase (\$ in M)
Fisheries Facilities Initiative (Mukilteo Research Station) - OCAO	\$10.5
Facilities Repairs and Maintenance – OCAO	\$10.0
Newport Berth – OCAO	\$2.0
Fleet Recapitalization – OMAO	\$75.0
Fleet Deferred Maintenance – OMAO	\$10.0

# FY 2019 President's Budget Program Changes

(Same as proposed in FY 18 Pres Bud)

Program	Requested Change (\$ in M)	FY 19 Total Request (\$ in M)
Prescott Grants Program	- \$3.0M	\$0
Reef Fish Stock Assessments	- \$5.0M	\$0
Cooperative Research	- \$2.9M	\$9.1M
National Catch Share Program	- \$5.1M	\$19.9M
Interjurisdictional Fisheries Grants	- \$3.0M	\$0
Pacific Coastal Salmon Recovery Fund	-\$65.0M	\$0
Saltonstall-Kennedy Program	-\$15.0M	\$0
Cooperative Enforcement Program	-\$18.3M	\$0

# FY 2019 President's Budget Program Changes

(New in FY 19 President's Budget)

Program	Requested Change (\$ in M)	FY 19 Total Request (\$ in M)
Hatchery Genetic Management Plans	-\$1.7M	\$2.3M
Genetic Stock I.D. and Pacific Salmon Treaty	-\$1.8M	\$11.1M
Fisheries Habitat Restoration	-\$4.5M	\$16.6M

# Notable Language – FY 2018 Omnibus

Topic	Language Summary
Councils and Commissions	<ul style="list-style-type: none"><li>Does not override Senate Mark language to provide the additional funds (\$1.6M) to Commissions only.</li></ul>
Fishery Mgmt Council Fund Report	<ul style="list-style-type: none"><li>Reporting requirement for all Councils on funding activity</li><li>NOAA will work with the Committees and the Councils to establish the appropriate scope and format for this report.</li></ul>
At Sea Monitoring Program / Standardized Bycatch Reporting Methodology	<ul style="list-style-type: none"><li>NMFS must provide spend plan on all costs to fully fund ASM.</li></ul>
Seafood Import Monitoring Program	<ul style="list-style-type: none"><li>Lifts stay on shrimp and abalone within 30 days of enactment.</li><li>Directs NMFS to comply and establish traceability program by Dec. 31, 2018.</li></ul>
Red Snapper	<ul style="list-style-type: none"><li>Retains the \$5.0M in NMFS' budget for red snapper activities.</li></ul>

# Fishery Management Council Fund Report

- Committee directs NOAA to provide, **within 90 days of enactment** of the Omnibus bill:
  - Complete account of the last 5 years of funding activity of any fund or grant program controlled or managed by each Council
  - Include the use of such funds to influence administrative processes in any State or Territory
- Reports shall be done annually and published online
- NOAA is working to establish appropriate scope and format.

# FY 2018 Councils Funding

- Each Council is receiving a 3<sup>rd</sup> release of funds for FY18 Q3.
  - This will bring each of your FY18 funding levels to ~75% of the anticipated FY18 total [administrative budget line]
- All budget lines on the Council Table will be released after:
  - The apportionment is signed at OMB
  - Final allocation/allotment procedures are completed.

# FY 2018 and FY 2019 – Regional Councils and Fisheries Commissions Funding

PPA/Detail funding (\$ in thousands)	FY 2017 Enacted	FY 2018 Enacted	FY 2019 President's Budget
<b>Regional Councils and Fisheries Commission</b>	<b>\$34,254</b>	<b>\$35,871</b>	<b>\$34,495</b>
<i>Regional Councils</i>	<i>\$25,697</i>	<i>\$25,697</i>	<i>\$25,873</i>
<i>International Fisheries Commissions</i>	<i>\$384</i>	<i>\$788</i>	<i>\$384</i>
<i>Interstate Fish Commissions - 3 Commissions</i>	<i>\$761</i>	<i>\$1,974</i>	<i>\$767</i>
<i>Interstate Fish Commissions - Atlantic Cooperative Mgmt</i>	<i>\$7,412</i>	<i>\$7,412</i>	<i>\$7,471</i>

\*Funding represents appropriated levels, not final grants amount to councils.


*FY 2018 Senate Mark Language: “Fishery Councils and Commissions.—No less than \$35,871,000 is provided to support the Regional Fishery Management Councils, Interstate Marine Fisheries Commissions, and International Fisheries Commissions, provided **any increase above the fiscal year 2017 enacted amounts shall be distributed only among the Interstate Marine Fisheries Commissions and International Fisheries Commission.**”*

<https://www.gpo.gov/fdsys/pkg/CRPT-115srpt139/pdf/CRPT-115srpt139.pdf>

# Additional FY 2018 Funding - Deregulation

- \$1.0 M being provided to Councils
- Distributed according to the Councils formula
- Specifically for deregulation activities under EO 13771/EO 13777 for the process previously discussed:
  - Council and RO staff are currently reviewing regulations
  - List of potential regulations will be presented to Council for review
  - There will be an opportunity for public comment
  - Council approval and submission of list to NMFS by July 1





Questions?



**NOAA FISHERIES**

# BACKGROUND

# FY 2017 Council Funding

FY2018 Updates pending final apportionment

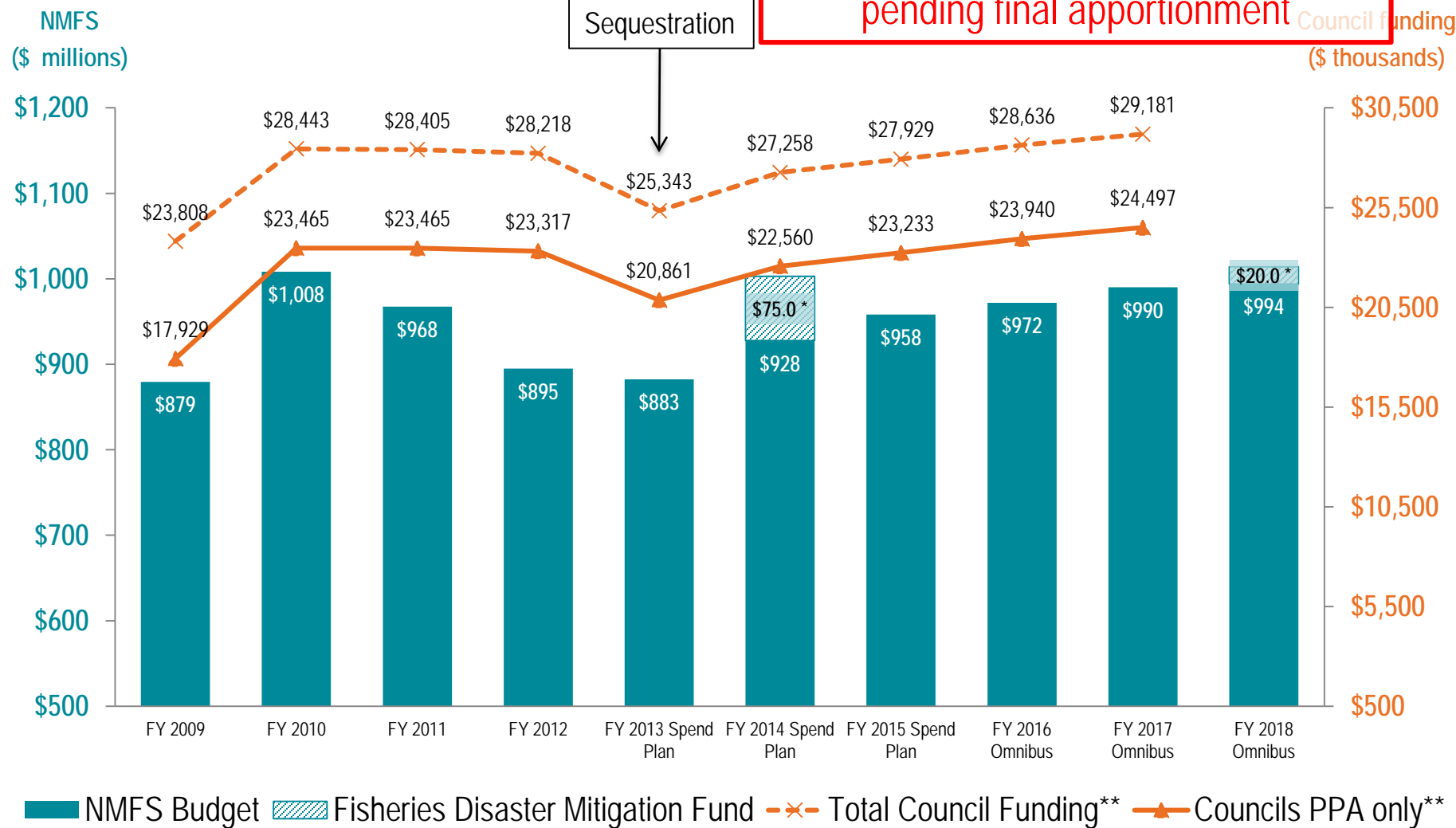
NMFS Funding Source (\$ in Thousands)	FY2016 Spend Plan	FY2017 Spend Plan	New England	Mid- Atlantic	South Atlantic	Gulf of Mexico	Caribbea n	North Pacific	Pacific	Western Pacific
Regional Council PPA	\$23,940	\$24,497	\$3,589	\$3,111	\$2,633	\$3,172	\$1,678	\$3,834	\$3,595	\$2,885
Fisheries Management Programs and Services										
National Environmental Policy Act	\$756	\$756	\$111	\$96	\$81	\$98	\$52	\$118	\$111	\$89
ACL Implementation	\$1,678	\$1,678	\$246	\$213	\$180	\$217	\$115	\$263	\$246	\$198
Regulatory Streamlining Program	\$803	\$792	\$116	\$101	\$85	\$103	\$54	\$124	\$116	\$93
SSC Stipends	\$474	\$474	\$69	\$60	\$51	\$61	\$32	\$74	\$69	\$56
Council Peer Review	\$474	\$474	\$71	\$0	\$118	\$0	\$0	\$0	\$142	\$142
Fisheries Data Collections, Surveys, and Assessments										
Expand Annual Stock Assessments	\$512	\$512	\$0	\$0	\$482	\$30	\$0	\$0	\$0	\$0
<b>FY 2017 Spend Plan*</b>		<b>\$29,181</b>	<b>\$4,202</b>	<b>\$3,581</b>	<b>\$3,631</b>	<b>\$3,681</b>	<b>\$1,931</b>	<b>\$4,413</b>	<b>\$4,280</b>	<b>\$3,462</b>
<b>FY 2016 Spend Plan</b>	\$28,636		\$4,122	\$3,511	\$3,573	\$3,611	\$1,894	\$4,327	\$4,200	\$3,398

\*Columns may not add due to rounding

# Historical Budget Trends of NMFS and Councils

THIS TABLE REFLECTS GRANTS LEVELS TO COUNCILS (includes M&A and Rescissions)

FY2018 Updates to Council funding  
pending final apportionment



\*FY 2014 Spend Plan and FY 2018 Omnibus include additional funding for the Fisheries Disaster Mitigation Fund.

\*\*FY 2009 – FY 2016 “Total Council Funding” and “Council PPA only” values include rescissions and M&A



NOAA FISHERIES